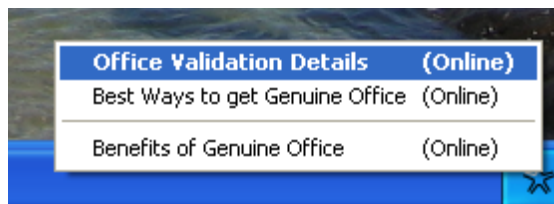
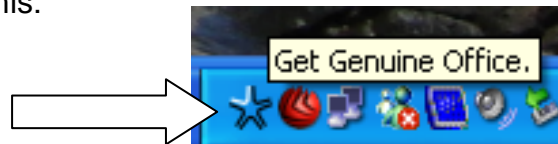




Microsoft has just recently rolled out their latest on-line software security checking systems to ensure we are all using fully licensed legitimate copies of their operating systems and their programs on our computers.

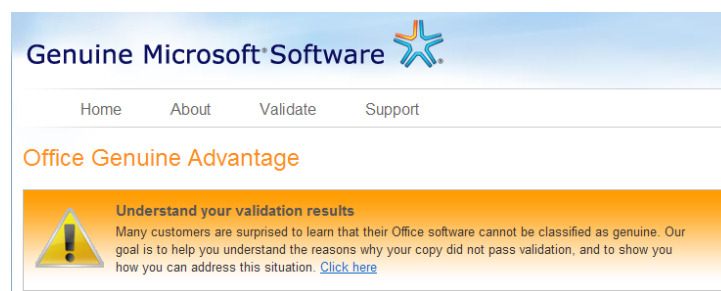
Having an unlicensed copy of a Microsoft program on a computer is very common as many people 'borrow' CDs or purchase 'funny' CDs when overseas at a bargain price. It's even common for computer service centres to reinstall Microsoft programs onto repaired or rebuilt computers using whatever programs were originally found on the older or corrupted computer being serviced or replaced. Whatever the reason, if your system has been 'spotted' by Microsoft, it's time to do something about it.

The check is activated once you have received it via the Microsoft automatic updates system. If you are using any Microsoft programs or operating systems that they consider to be illegitimate, you may receive a new icon on your task bar that looks like this:

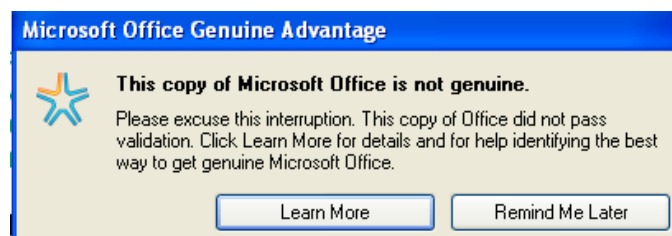


When you [Right] click the icon it will show you these options.

If you follow the prompt to check details online, you will see a web site offering solutions to remedy your situation. **I recommend you do nothing until you contact a local computer service centre that you can trust.** Purchasing a replacement Office 2007 system on-line can be tricky, time consuming and very costly if you make the wrong choice. (Apart from the enormous download !)



If you ignore all the warnings your unlicensed Microsoft program will display unending messages such as this:



So what do I do now ?

Whether or not Microsoft will allow you to continue using the program by just selecting the [Remind Me Later] option is yet unknown.

Obviously if you want to get things fixed up and legitimately purchase whatever Microsoft programs you have been using, you may need a guide to the correct procedures to do so.

Note: The only Microsoft Office suite currently purchasable is Office 2007. There are many different versions however so be careful which one you choose.

Find out what programs you are actually using as this will determine what replacement version of Office 2007 you will need. This can be tricky so it's actually best to consult a computer service centre. Some people are buying the wrong versions and getting into expensive troubles as once the new program package is opened and installed, it's yours forever!

You also have to check if your computer is capable of using the new version of Office 2007 as it does not work very well on older systems. You may have to consider a RAM upgrade at least. Again, the best way to check this is to contact a computer service centre.

Finally if you have done your research and purchased a correct replacement version of Office 2007 to suit your needs, read on:

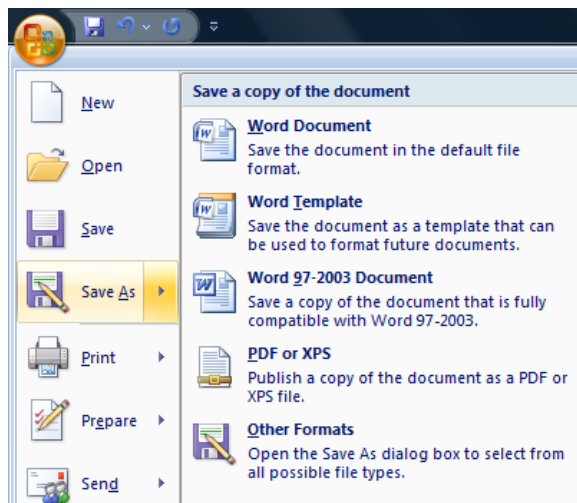
- Check your broadband internet download monthly quota as a professional installation of Office 2007 including all patches and updates to date will take over 300MB! Obviously this will be impossible to complete on a dial up internet connection so you may want to consider having the installation carried out off site professionally.
- **WARNING!** If you were using any older versions of 'Office Outlook' for your email system you should not attempt to upgrade your Office suite without professional support as things can go weird when migrating Outlook data. Stop and call for help or accept the consequences.
- Uninstall any previous versions of Office on your system. If you do not know how to correctly un-install programs from your computer you should not proceed.
- Carry out a full security service scan for viruses and malware with an up to date and reliable antivirus and anti malware system.
- Install the new version of Office 2007 (I recommend using the 'Custom' option as it allows you to add and remove features to suit yourself.)
- Register the new program on-line. The first time you open one of the new programs such as Word 2007 it will prompt you to do so.
- Run the Microsoft update systems and download all the updates and patches for Office 2007. Note: this will take some time as there are multiple updates and patches for this program including a service pack (Office 2007 SP1) which itself is over 200MB in size.
- Finally check that the programs run properly by opening up Word, Excel or Powerpoint documents etc.

Additional notes:

Being a computer service technician I have heard many complaints about the functions and design of the new Office 2007 programs. It is true that you may need some support learning some of the new ways things are done but it does not take long to learn and once you get used to it, it's actually a pleasure to use.

The most common complaint is that without training or support you may start sending email attachments with files from your new Office programs that your email recipients complain that they cannot open. Yes of course if they do not have the correct Office 2007 application installed on their system, then they will not be able to open the files.

With training, you can be shown how to save a file to suit any older version of office. Also if you download a free patch from Microsoft you can add a 'Save as PDF' option into Office 2007 and simply email PDF versions of files to others.



This Office Word 2007 example shows ways of saving documents in many different formats. The PDF option will require a download patch.

A complete professional upgrade from an older version of Office to Office 2007 will take approximately 2 to 3 hours with a high speed internet connection.

Professional on-site installation charges including GST:

A minimum of **\$231.00** labour + the cost of whichever Office 2007 suite is suitable for your upgrade if you haven't already purchased it. An on-site installation includes an introduction to the new Office 2007 features and a computer security service check up. Note: The upgrade to Office 2007 on your computer may require a system RAM upgrade. This can be checked prior to any on-site booking.

Finally:

It should be noted that there are various alternatives of all Microsoft Office programs. You may not need to purchase an upgrade at all. Please contact me for free advice to qualify if you really have to upgrade your old Office programs or simply switch to free alternative programs that may suit your needs entirely!