



# Microsoft Security Essentials

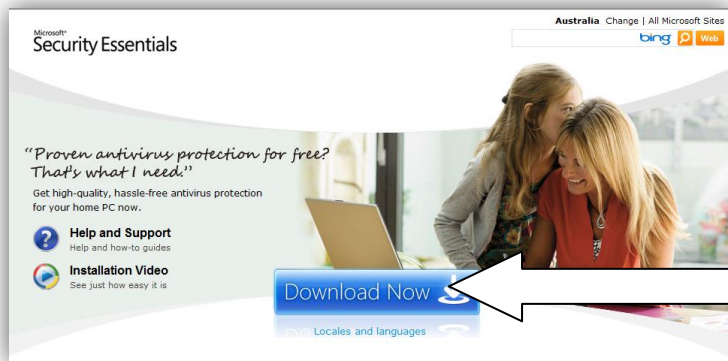


## Anti Virus & Anti Malware program

Click the following link to download the new free Microsoft Security Program.  
You MUST ensure you have removed all other Anti Virus programs first!

[http://www.microsoft.com/Security\\_Essentials/default.aspx?mkt=en-au](http://www.microsoft.com/Security_Essentials/default.aspx?mkt=en-au)

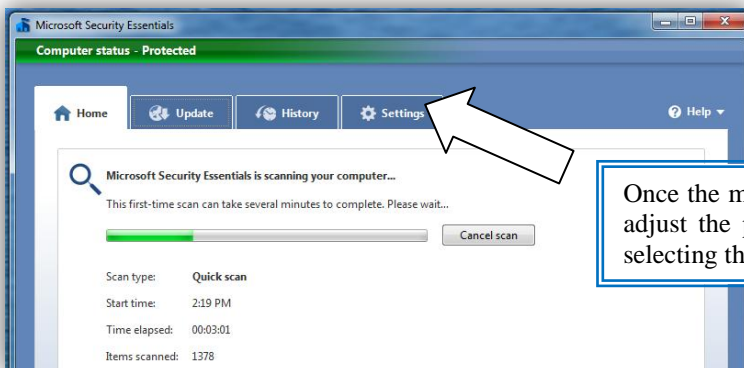


The correct web site looks like this



Press the BLUE [Download Now] button and 'RUN' The installation routine when prompted.

Once installed, it will update itself and scan your system.  
Afterwards, adjust the settings in the top tabs to suit yourself

This new program provided free from Microsoft replaces your previous Anti Virus and malware programs. Its program access icon shown on the right is either on your desktop or in your Security folder on the desktop. You can also access its main controls by [Double LEFT clicking] on the 'Castle' icon on the lower right task bar. It is shown Green here but it may be Orange or Red if it requires attention



Once the main control screen has opened you can adjust the protection settings to suit yourself by selecting the Settings tab on the top as shown.

For further help and support with *Microsoft Security Essentials* you can check their on-line guides via the 'HELP' button on the main menu

