

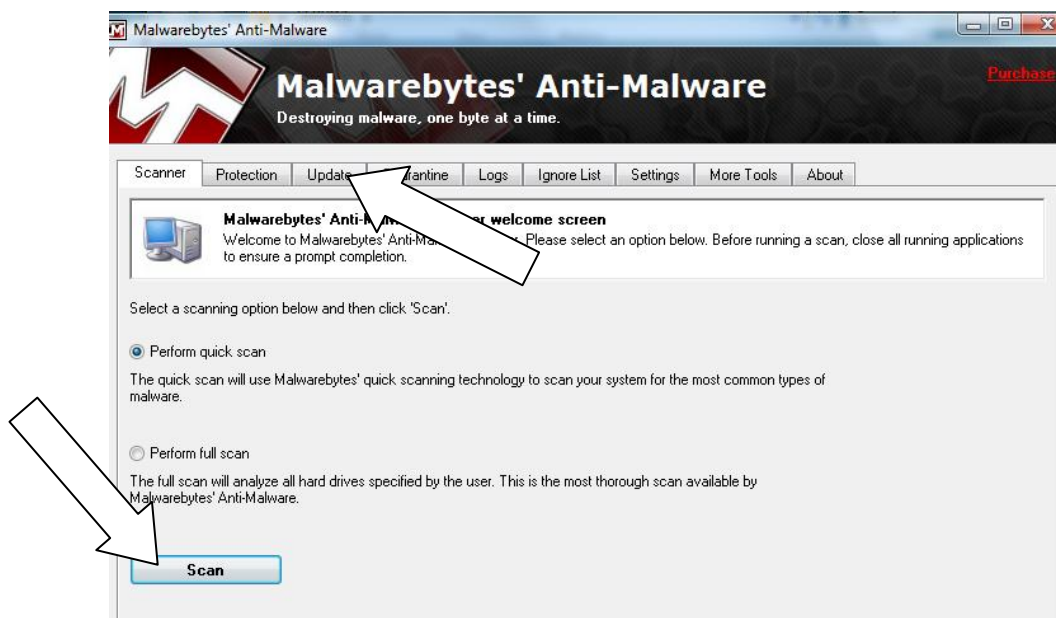
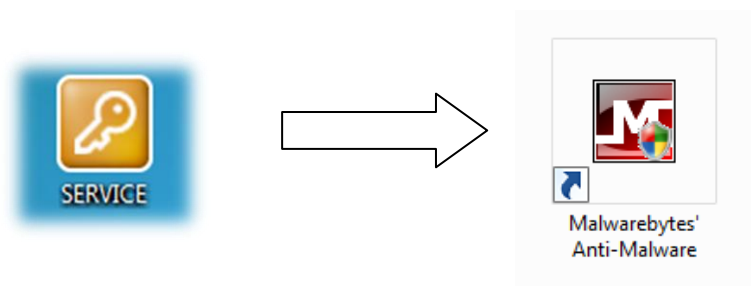
# Malwarebytes' Anti-Malware

By Jon Benjamin – [www.exenvoid.com](http://www.exenvoid.com)

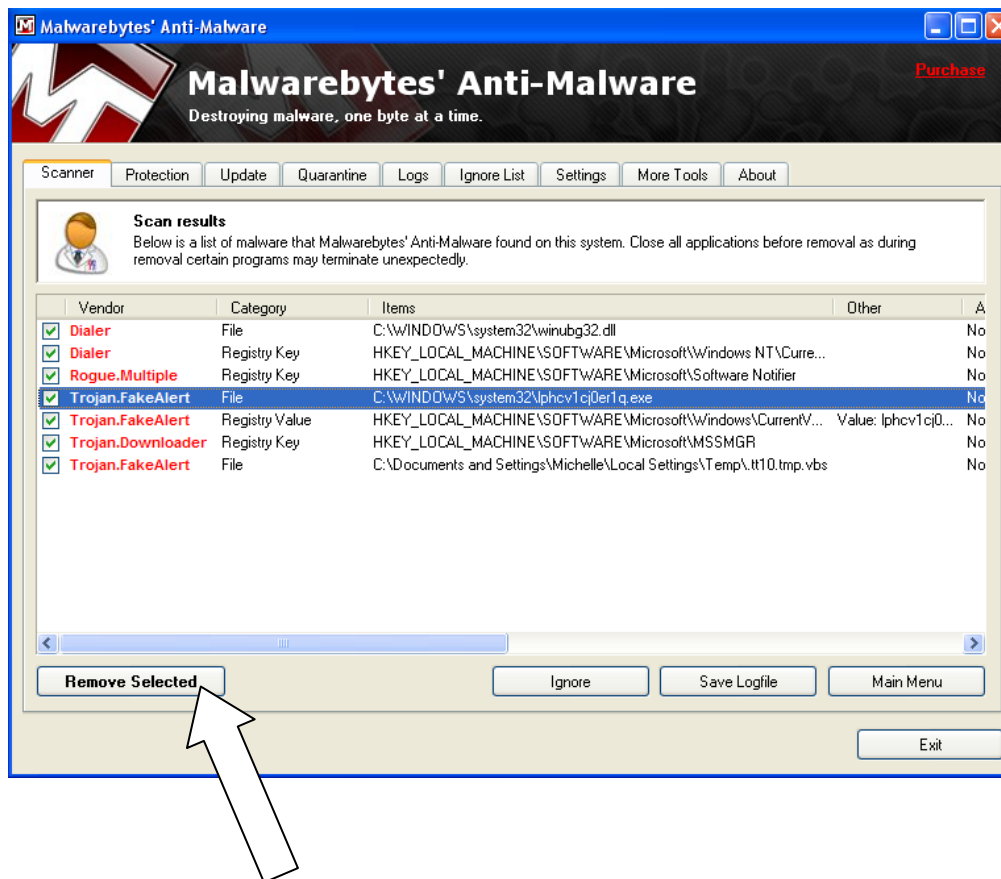
Malwarebytes' Anti-Malware is yet another protection system which has become very popular these last few months having detected and removed some very deadly and difficult to find new technology 'malware' that other security systems have not been able to detect. It may seem like over kill but with this final tool to keep the nasties away, your system has a very good chance to survive the infectious internet jungle.

This program does not run automatically. It is a tool I suggest you use about once a month to check for nasties that other protection systems were unable to detect.

Ensure your internet is connected then open your [Service folder] on the desktop and double click the 'Malwarebytes' icon



After the program starts, click the [UPDATE] button at the top to ensure the program has the latest malware definitions and program updates. Back at the main screen select 'Quick Scan' or 'Full scan', (Full scan may take hours to complete. ) Press the [SCAN] button to start.



If you are unlucky to have been infected by something as shown above in this infected computer example, ensure all the infections have ticks in their boxes and press the **[Remove Selected]** button to attempt to purge the nasties from your computer.

If the program is successful removing the infections it will inform you, and you can exit the program via the **[Exit]** button on the lower right.

If the program fails to remove one or more of the infections on the first attempt, it may try other strategies which it will prompt you to follow such as restarting the computer and allowing the program to attempt to remove the infections prior to the next start up of Windows. \*

In all cases, it is wise to document the names of any infection that infiltrates your system and to do a bit of research on it. The simplest way to do this is to type the name of the infection into [www.google.com](http://www.google.com) and see what information is there. If it appears to be rather serious, it would be a very good idea to change your on-line banking passwords just in case.

*\* If your attempts to remove infections with any of your installed security programs are unsuccessful, it is better to leave the computer off until it is examined by a professional computer technician.*